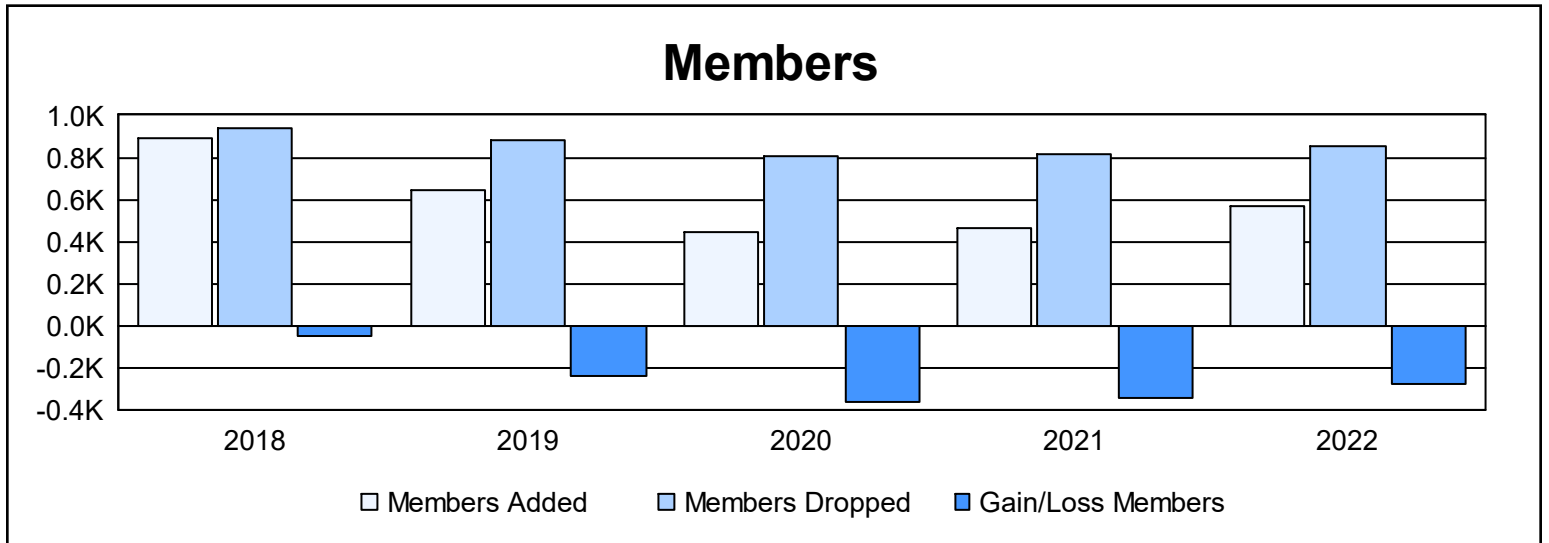
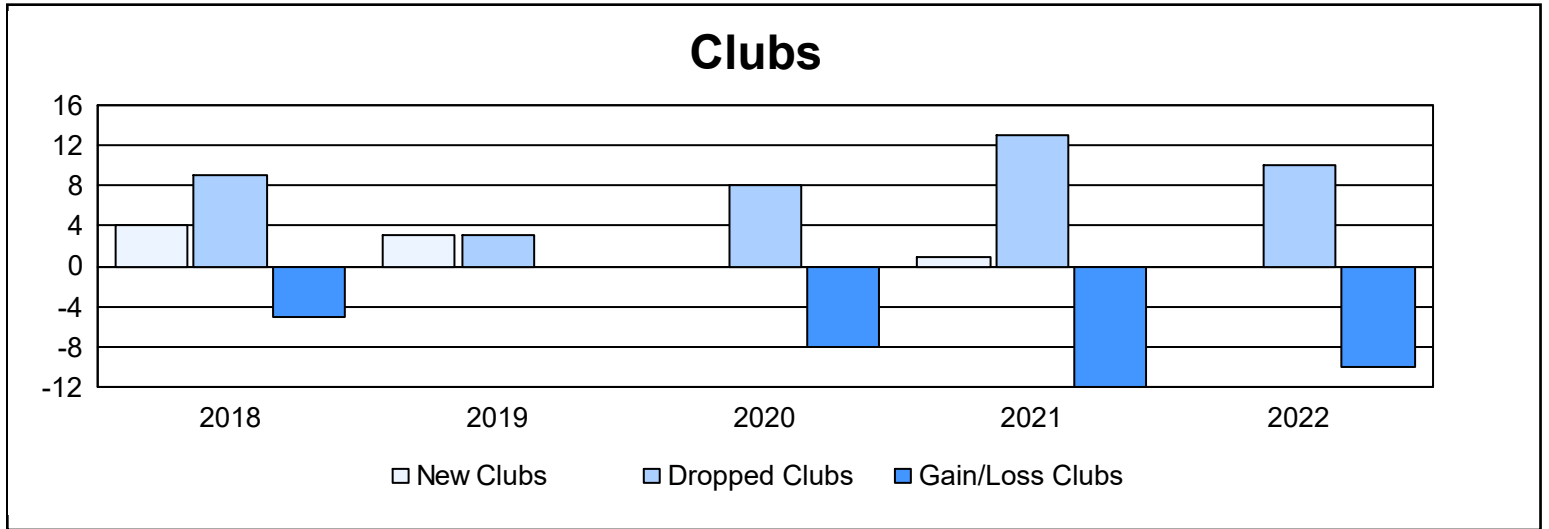
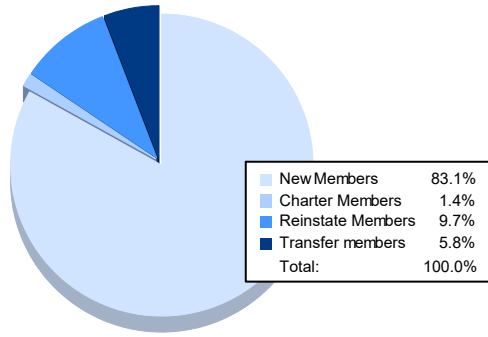


Year	New Clubs	Dropped Clubs	Gain/ Loss Clubs	New Members	Charter Members	Reinstate Members	Transfer Members	Total Member Added	Total Members Dropped	Gain/ Loss Members
2017-2018	4	9	-5	612	186	40	50	888	941	-53
2018-2019	3	3	0	496	90	12	42	640	880	-240
2019-2020	0	8	-8	348	16	37	39	440	802	-362
2020-2021	1	13	-12	353	23	26	63	465	812	-347
2021-2022	0	10	-10	471	8	55	33	567	849	-282
<b>Average</b>	<b>2</b>	<b>9</b>	<b>-7</b>	<b>456</b>	<b>65</b>	<b>34</b>	<b>45</b>	<b>600</b>	<b>857</b>	<b>-257</b>



### Membership Composition June 2022 Cumulative



### Gender Composition June 2022 Cumulative

